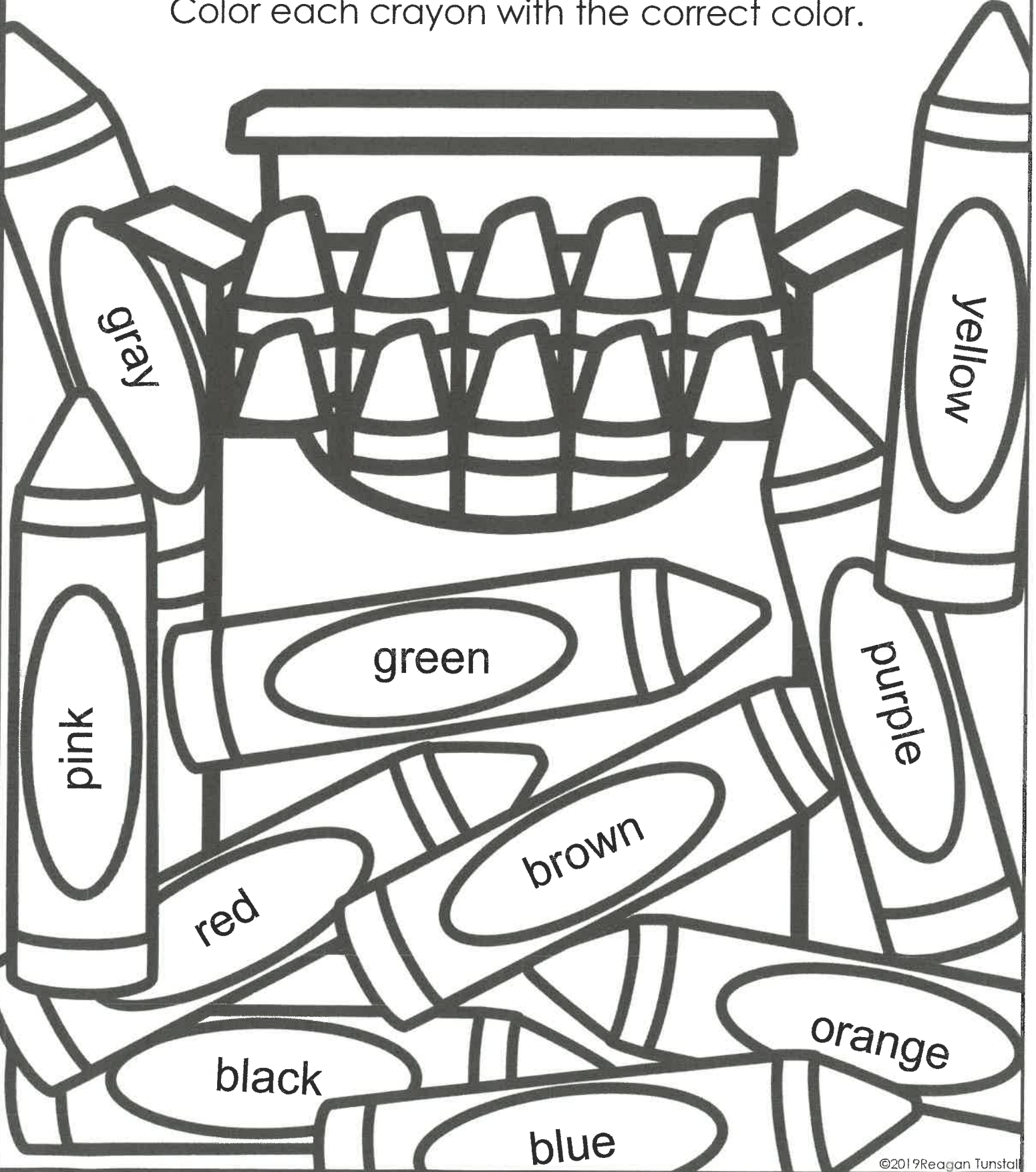


Name _____

I Know My Colors

Color each crayon with the correct color.



Name _____

Lowercase Alphabet Master

Write the lowercase letter next to the uppercase letter.

A _____ B _____ C _____ D _____

E _____ F _____ G _____ H _____

I _____ J _____ K _____ L _____


M _____ N _____ O _____ P _____

Q _____ R _____ S _____

T _____ U _____ V _____

W _____ X _____ Y _____

Z _____



Name _____

Uppercase Alphabet Master

Write the uppercase letter next to the lowercase letter.

a _____ b _____ c _____ d _____

e _____ f _____ g _____ h _____

i _____ j _____ k _____ l _____

m _____ n _____ o _____ p _____

q _____ r _____ s _____

t _____ u _____ v _____

w _____ x _____ y _____


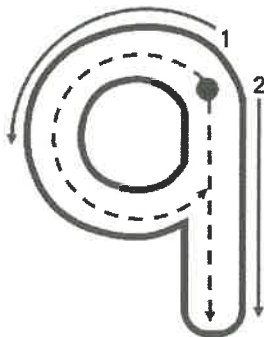
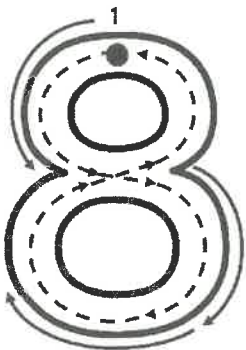


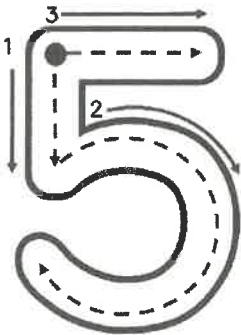
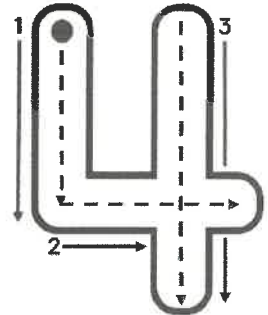

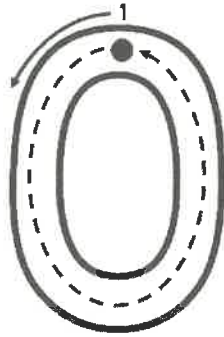

z _____



Name _____

Number Writing

Print each number using correct formation.

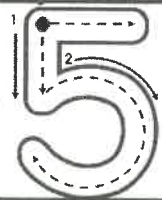
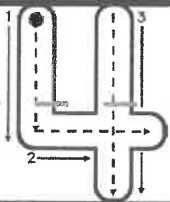
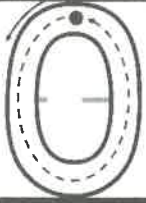


Name _____



Number Writing

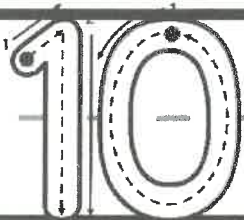
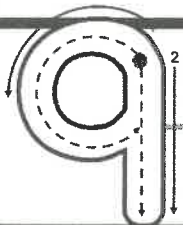
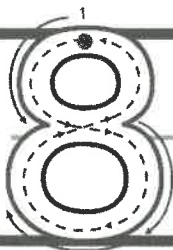
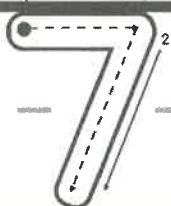
Print each number 4 times using correct formation.



Name _____

Number Writing

Print each number 4 times using correct formation.



Name: _____

Date: _____

Color by Number Butterfly

Directions: Use the color key below to reveal the beautiful butterfly.

1 = Green


2 = Orange

3 = Brown

4 = Blue

5 = Purple

6 = Yellow



Number Match Up

Draw a line to match each number with the correct group of items.


4




7



3



6



2



Now write the numbers that match the words below.



One

Five

Nine

Busy Bees!

Look at all of the busy bees!
Color the bees with the number 0.




How many bees with the number 0 did you find?

Count 'N Color

Color the correct number of objects shown.


5



3



4




Count & Color

Color the correct number of objects shown.


7



9





6



Starry Sky

There are so many stars in the sky at night!
Color the stars with the number 1.



How many stars with the number 1 did you find?

SHAPES HUNT

Find the shapes and color them in.



How many of each shape can you find?



squares - yellow



triangles - green



ovals - red



rectangles - blue




circles - orange

Reading a Map

Study the map of the park. Then, complete the steps below.

1. How many picnic tables are in the park? _____
2. Draw a circle around the swings.
3. Color the trash cans blue.
4. Draw a triangle around the stop sign.
5. How many slides are in the park? _____



Map Key



Trash



Picnic Table



Stop Sign



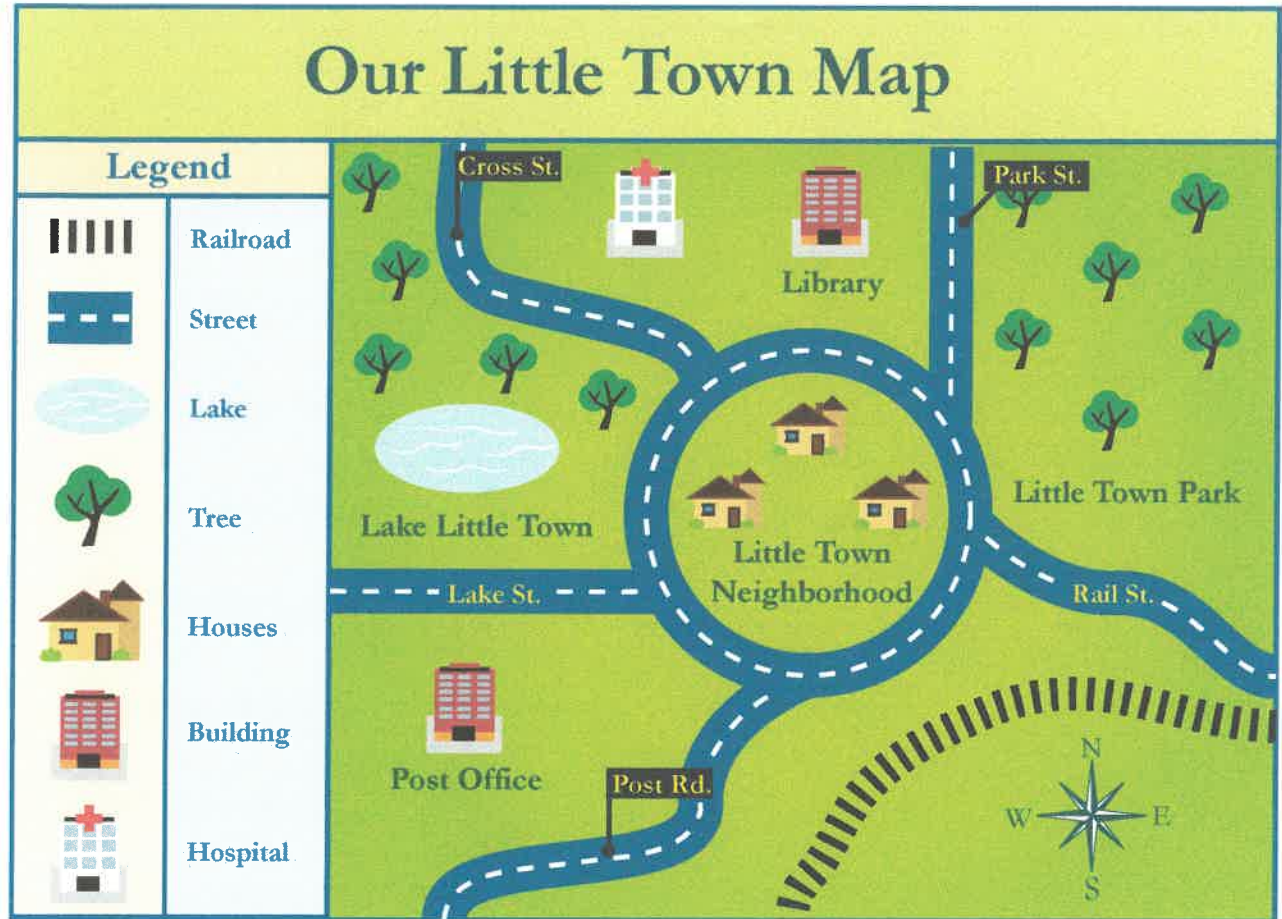
Slide



Swings

Reading a Map

Study the map and use it to answer the questions below.



1. What is the title of this map?

2. From the post office, is the lake north or south?

3. If you are at the library, which direction do you go to the town neighborhood?

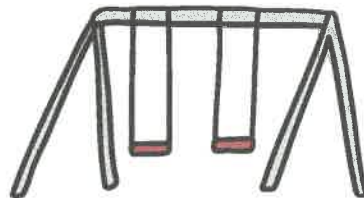
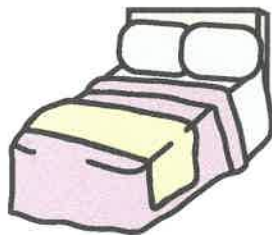


4. What is west of Little Town Neighborhood?

5. What building is east of the hospital?





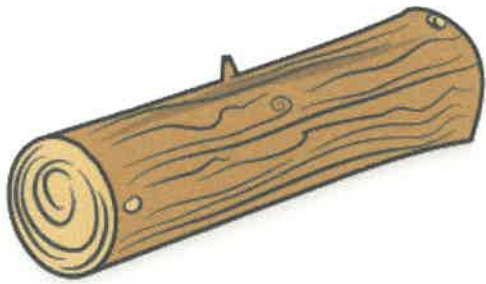
What Belongs Outside versus Inside?

Can you help the construction worker?
Circle what belongs outside.
Draw a X over what does not belong.




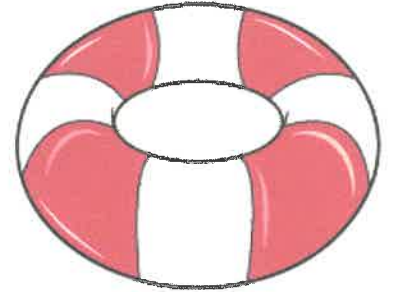

SINK or FLOAT?

Circle the objects that can float and draw a square around the objects that would sink.



SINK or FLOAT?

Arrrr maties! The pirate boat is sinking! Circle the objects that would float.



All About Me...



and my house rules!




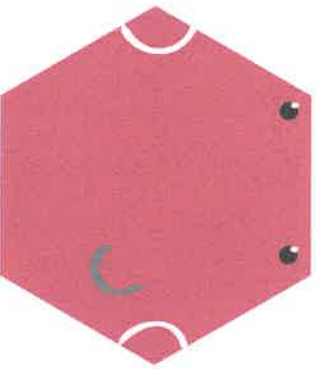

What is an important rule in your home that you follow?

It can be something that your family believes or something that is enforced at home.

Make a poster for the rule below!

An example could be a sign saying: Please remove your shoes at the door.





Counting Circles

How many circles are there in this picture? Count them and write down the number below.



There are _____ circles in this picture.

Patterns

Cut out and glue the shapes at the bottom of the page to complete each pattern.

